Aug.1.2020 Copyright 2020 HIROSE ELECTRIC CO., LTD. All Rights Reserved.
In case of consideration for using Automotive equipment / device which demand high reliability, kindly contact our sales window correspondents.

	COUNT	DESCRIPTION OF REVISIONS	BY	CHKD	DATE		COUNT	DESCRIPTION OF REVISIONS	BY	CHKD	DATE
△					. .	△					. .
△					. .	△					. .
△					. .	△					. .

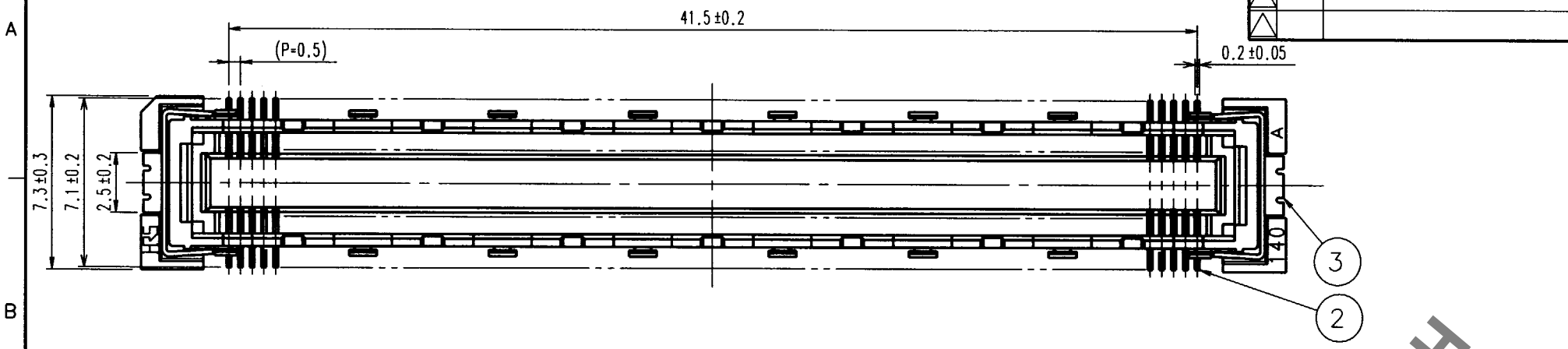

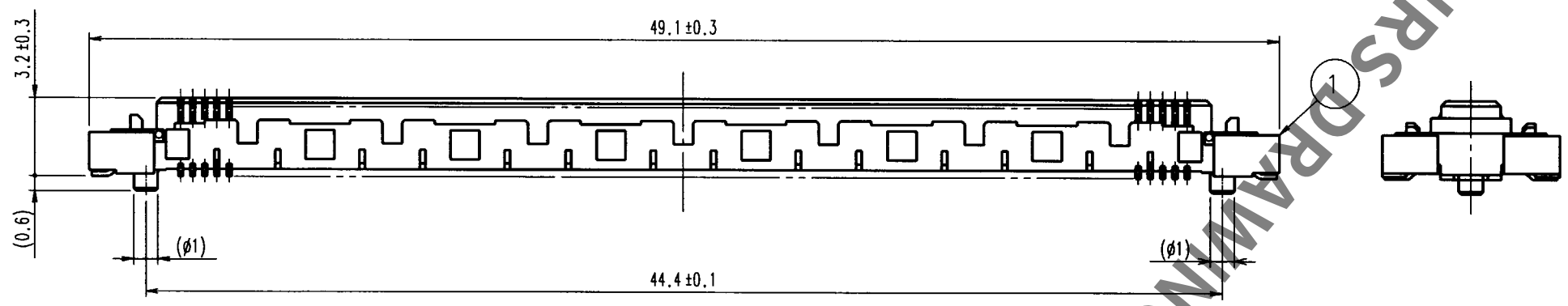

RECOMMENDED LAND PATTERN

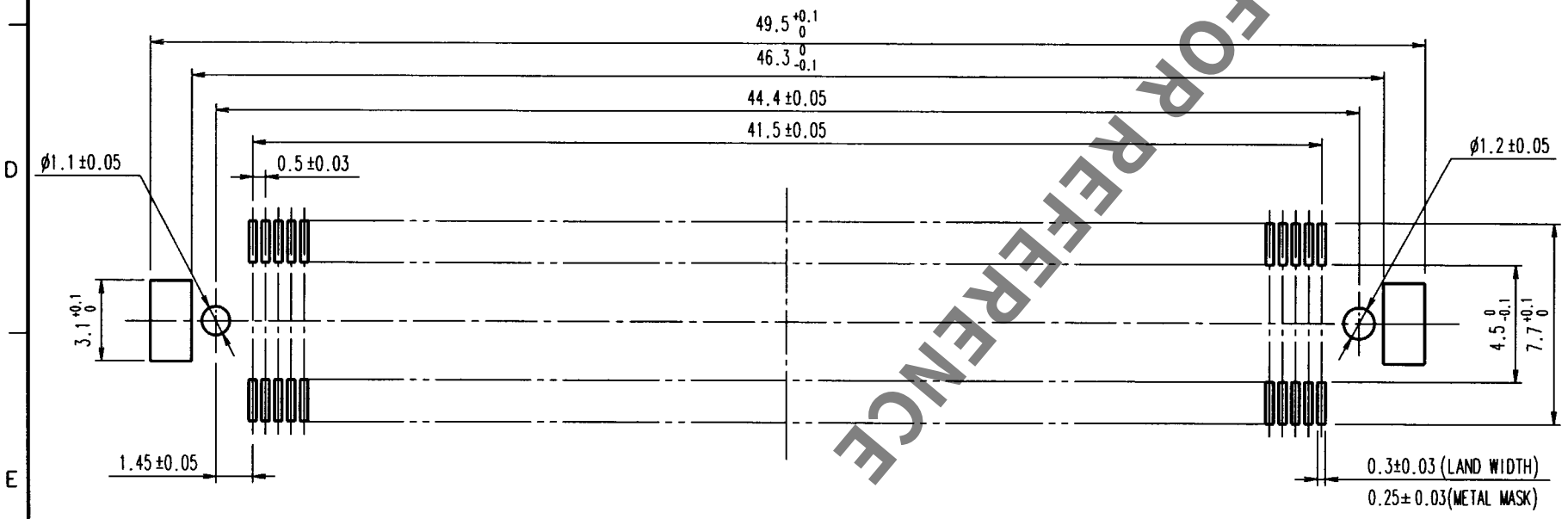

HRS DRAWING FOR REFERENCE

NO.	MATERIAL	FINISH, REMARKS
3	PHOSPHOR BRONZE	TIN PLATED
2	PHOSPHOR BRONZE	CONTACT AREA:GOLD (0.1μm) OVER NICKEL LEAD:GOLD PLATED (FLASH) OVER NICKEL
1	LCP	BEIGE UL94V-0

NOTES
1 SMT LEAD-COPLANARITY:0.1 MAX.
2 THIS PRODUCT HAS NO POLARITY TO MOUNT ON THE RECOMMENDED LAND PATTERN.

TO
PCK

CODE NO.(OLD)	DRAWN	DESIGNED	CHECKED	APPROVED	RELEASED
CL	J. Takada 99.10.18	J. Takada 99.10.18	M. Sakida 99.10.18	Z. Zodimura 99.10.18	. .

SCALE	DRAWING NO.	PART NO.
4 : 1	EDC3-151987	FX10A-168S-SV
UNITS mm	HRS HIROSE ELECTRIC CO., LTD	CODE NO. CL570-0244-7

1/1